

Start Task

Last Modified on 11/07/2016 1:10 pm EST

You can tell a task is not running if there is not a counter with a yellow background on the Home screen.

Technician, Tom

Time Clock Appointments

Current Shift 🗨️

days	hours	minutes	seconds
00	00	42	39

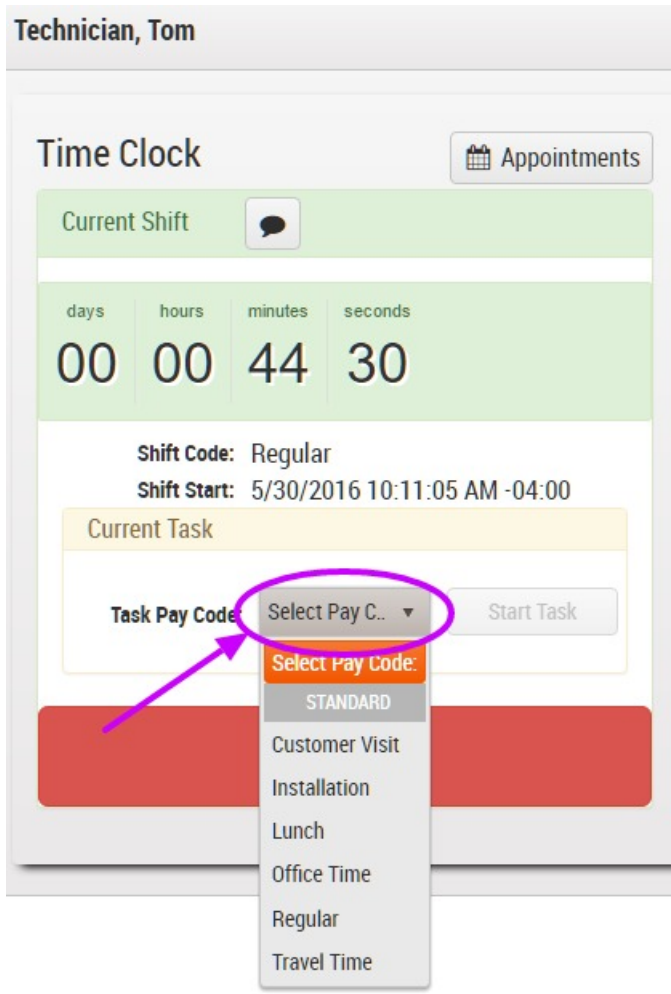
Shift Code: Regular
Shift Start: 5/30/2016 10:11:05 AM -04:00

Current Task

Task Pay Code: Select Pay C.. ▾ Start Task

End Shift


To start a task select the Pay Code in the drop down to the right of Task Pay Code.



Once selected select the Start Task button.

Technician, Tom

Time Clock

 Appointments


Current Shift 

days	hours	minutes	seconds
00	00	46	16

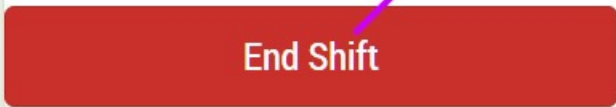
Shift Code: Regular

Shift Start: 5/30/2016 10:11:05 AM -04:00

Current Task

Task Pay Code: Office Time 





The Current Task counter will start and have a yellow background. The task Code and Shift Start date and time also will show.

Time Clock

 Appointments

Current Shift 

days	hours	minutes	seconds
00	00	48	00

Shift Code: Regular

Shift Start: 5/30/2016 10:11:05 AM -04:00

Current Task 

days	hours	minutes	seconds
00	00	00	04

Task Code: Office Time

Shift Start: 5/30/2016 10:59:01 AM -04:00

Task Pay Code: Office Time